




Updated: 2.24.2023

February/ March 2023 					
	Monday February 27	Tuesday February 28	Wednesday March 1 	Thursday March 2	Friday March 3
Periods 1 & 2 AP CSP	<p>Create Performance Task Stay on the Timeline</p> <p>Day 7/14</p> <p>FINAL DUE DATE Must be submitted to AP Digital Portfolio by midnight Thursday, March 9. NO exceptions! Work at home if you are absent.</p>	<p>Create Performance Task Stay on the Timeline</p> <p>Day 8/14</p> <p>FINAL DUE DATE Must be submitted to AP Digital Portfolio by midnight Thursday, March 9. NO exceptions! Work at home if you are absent.</p>	<p>Create Performance Task Stay on the Timeline</p> <p>Day 9/14</p> <p>FINAL DUE DATE Must be submitted to AP Digital Portfolio by midnight Thursday, March 9. NO exceptions! Work at home if you are absent.</p>	<p>Create Performance Task Stay on the Timeline</p> <p>Day 10/14</p> <p>FINAL DUE DATE Must be submitted to AP Digital Portfolio by midnight Thursday, March 9. NO exceptions! Work at home if you are absent.</p>	<p>Create Performance Task Stay on the Timeline</p> <p>Day 11/14</p> <p>FINAL DUE DATE Must be submitted to AP Digital Portfolio by midnight Thursday, March 9. NO exceptions! Work at home if you are absent.</p>
Period 3 Digital Design 1	<p>Brain Buffet 4.12 Text on Paths 4.13 Live Corners & Effects 4.14 Find the Path to Awesome Shapes 4.15 Extra Tricks for your Tool bag! 4.16 Going OG</p>	<p>4.17 Save your Faves 4.18 Expand Text in Isolation Mode 4.19 Symbols, Layers, & Sublayers OH My! 4.20 Save for Screens</p> <p><u>Project 4 Post Assessment (Yes, this is a grade too!)</u></p>	<p>ALT + 9752 Lego Super Hero in Adobe Ai! Using the shape tools in AI, create a version of yourself as a Super Hero. Add text to it to name yourself! Make a personal logo for your chest. Every super hero is unique, so try shading since we don't want 'flat' artwork! You MUST have a background!</p>	<p>Work on your Lego-Style Super Hero today in class!</p>	<p>Work on your Lego-Style Super Hero today in class!</p>
Period 4 DCT OJT	<p>FCEE Book: Chapter 8 Protect Yourself Online VOCAB Fill in the digital footprint</p> <p>Internet Safety; creating good passwords; freemium apps, how digital footprints are created; reducing your digital trail, identity theft & how to avoid; what to do if your identity is stolen!</p>	<p>Digital Footprints & Online Safety pp. 105-106</p> <p>Create a poster or infographic (use CANVA) to help younger students understand how to protect their digital footprint.</p>	<p>Identity theft pp.108-110 Cyber strangers; hacking, scamming, tracking</p> <p>Complete pp. 108-110 during the class discussion</p>	<p>How to avoid identity theft: Pp. 112-114 Safe Passwords Financial Online Literacy</p>	<p>What to do if you think your identity has been stolen 114-116 Credit agencies: Equifax TransUnion Experian</p> <p>Exercise p. 116 Video: Who is Tracking You Online? Write 3 Tweets to explain the info discussed in the video.</p>
Period 5 & 6 OJT	<p>I will be visiting some of your places of employment and meet with your supervisors during 5th & 6th periods this week. Make sure you are getting the minimum number of hours a week and you must submit a paystub to me this nine weeks. Remember, that you must work DURING your OJT period(s) in order to remain in the OJT classes.</p>				