





Updated: 11.10.2020

November 2020					
	Monday November 9	Tuesday November 10	Wednesday November 11 Veteran's Day Holiday	Thursday November 12	Friday November 13
Periods 1 & 3 Digital Design I OJT CTE Internship	Complete the Clean Up project and submit for grading. Be sure you have READ the project setup in the attachment inside of Teams.	Attempt to get into Gmetrix today in class. If not, Brain Buffet, take the Project 3 Pre-Assessment. Work in Brain Buffet 3.01 Set up for Print 9:31 vid 3.02 Grids, Guides & Rulers 5:57 3.03 Locking Guides & Saving a Copy 2:20 3.04 Creativity Tips 7:11 3.05 Place, Position & Mask 6:37		Brain Buffet: Project 3 Magazine cover 3.06 Typography Terms 3.07 Adding Text & Matching Fonts 4:59 Continue through the videos and exercises to begin to create your magazine cover. We can take pictures of YOU to use if you would like!	Wrap up the Brain Buffet Project 3 videos and exercises today in class. Submit your magazine cover to this date!
Period 2 AP CSP OJT CTE Internship	Complete Lesson 6 today; Step 6: Draw a flowchart for the if-else-if statement; modify the program so the lemon becomes smaller when the user has >15 pts.; (slide 110/Lemon Squeeze Part 2). Test the app and notice the changes; finalize the app for completeness. Begin Lesson 7 today in class. Debug programs that use Boolean expressions & conditional statements.	Lesson 7 Terms in Journal; Syntax, Logic, Runtime, Overflow Complete Lesson 7 in class today.		Lesson 8: Conditionals Make Take on the BLANK screen and build your code that runs an app entirely from scratch! Recognize the need for programming patterns with Boolean & conditional statements Implement programming patterns with statements to develop a functioning app Use debugging skills; write comments to clearly explain both the purpose & function of different segments	Lesson 9: Functions Explore / Investigate Song Lyrics activity guide Use appropriate vocab to describe the declaring and calling of functions Trace the flow of execution in programs that declare and call functions Describe the way a function call interrupts the normal flow of execution within a program
Period 4 DCT OJT CTE Internship	Collect and assess time cards Discuss work schedules Check in with students and employers	Assess job skills in class		Understanding the Workplace; Local businesses and their contribution to the community Describe the influences that societal, economic, and technological changes have on employment trends and future training; Effects of bridge disaster on supply/demand in GB City Limits.	Develop skills to locate, evaluate and interpret career information; Research & class discussion/presentation in groups Assessment: Students will be able to describe 3-5 businesses in the community and how they contribute to the economy & society.
Period 5 & 6 OJT CTE Internship	I will continue to visit your places of employment and meet with your supervisors during 5 th & 6 th periods. Make sure you are getting the minimum number of hours a week and you must submit a paystub this week where your workweek began AFTER August 24 . Remember, that you must work DURING your OJT period(s) in order to remain in the OJT classes.				

Updated: 11.10.2020