





<h1>February 2024</h1>					
	Monday February 19	Tuesday February 20	Wednesday February 21	Thursday February 22	Friday February 23
<u>Periods 1</u> AP CSP	President's Day – Holiday No School 	Last day to work on the Unit 7 Project Make a Library. Before the end of class today: Submit your Library Complete the Activity Guide and turn in Tomorrow: Unit 7 Test & Begin Unit 8 (last week shifted due to ASVAB testing, senior Panoramic and career fair)	<u>Unit 7 Test today in class.</u> After test, go to Unit 8: Cybersecurity and Global Impacts Take the Pre-Unit Pulse (Levels 1-3) before the end of the period.	Unit 8 L01: Project Innovation Simulation Part 1 Identify a computing innovation Research computing innovations through the lens of one beneficiary Understand how to conduct research on a computing innovation Use the slide deck to understand your role and responsibilities in this lesson.	U8 L02: Data Policies & Privacy Complete all of Lesson 2 today. Private Information Privacy Policy Data Policy Exploration Explain how disparate pieces of personal info can be combined to identify individuals or deduce other private information.
<u>Period 2 & 3</u> Digital Design 1	President's Day – Holiday No School 	Make a Minimal Vector Portrait In Illustrator Using the Curvature and Shape Builder tools Together in class: download the required files Follow the video to complete the assignment Start with a Reference Reflect, Unite, Fill Continue and then make some waves!	Color the hair; expand the appearance and cover the zigzag to a shape and customize the hair; Alt + drag to create overlapping copies and use the Shape Builder tool Create the shadows HOMEWORK: take a good headshot selfie of YOU in a mask, hat, mardi gras beads, sunglasses, hoodie, etc. You will be creating a vector portrait of yourself.	Create your personal vector portrait using the guidelines learned earlier this week.	Continue and complete your vector portrait today. Print to the Dell 5130 cdn printer! Submit to Teams for grading.
<u>Period 4</u> DCT OJT	President's Day – Holiday No School 	D4 L3: Funding Options Start up costs Operating budgeting Bootstrapping SBA loans Angel investors Crowd funding Complete the D4 Business Exercise Labs	Complete all of Domain 4 in Workbook Real World examples	Take the Domain 4 Post Assessment May take it twice to improve score (highest score will be graded)	Complete handout in class today: Customer Acquisition Cost Problems 1-6 Problems 1-11 You may use your notes and a calculator, but not your neighbor!
<u>Period 5 & 6</u> OJT	I will be visiting some of your places of employment and meet with your supervisors during 5 th & 6 th periods this week. Make sure you are getting the minimum number of hours a week, M-F, and you must submit a paystub to me this nine weeks. Remember, that you must work DURING your OJT period(s) in order to remain in the OJT classes.				

Minimum Vector Portrait: <https://creativecloud.adobe.com/cc/learn/illustrator/web/minimum-vector-portrait?locale=en-x-AFRICA>